

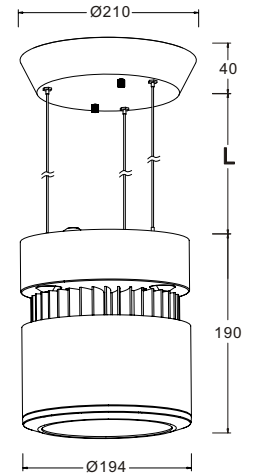
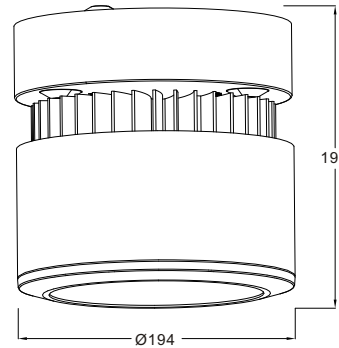
LED Surface Mounted Down light

- Tanko



LD6190-CZ

- Trim : Alum. Die Cast
- Housing : Steel
- Diffuser : Clear Tempered Glass /
Satin Ice Acrylic
- Heat Sink : Alum. Extrusion
- LED Power : Citizen 28W

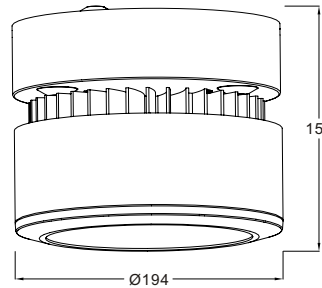


LD6190 -Suspension with one meter wire and ceiling Kit

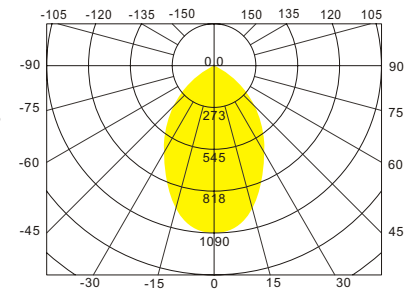


LD6190-Cube

- Trim : Alum. Die Cast
- Reflector : High Pure Alum.
Sand Blasting
- Diffuser : Clear Tempered Glass / without lens
- Housing : Steel
- Heat Sink : Alum. Extrusion
- LED Power: PrevaLED Cube AC 1100lm
PrevaLED Cube AC 2000lm

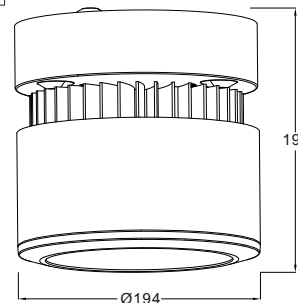


Intensity(unit:cd)
PrevaLED Cube AC 2000lm $\theta_{av}(\frac{1}{2})$: 71°

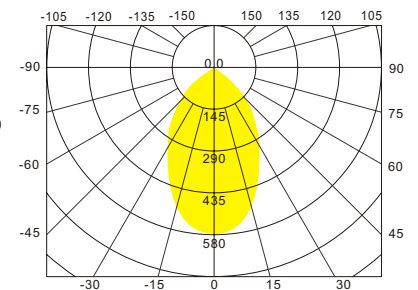


LD6190-DLM

- Trim : Alum. Die Cast
- Reflector : High Pure Alum.
Sand Blasting
- Diffuser : Clear Tempered Glass / without lens
- Housing : Steel
- Heat Sink : Alum. Extrusion
- LED Power: Philips Fortimo DLM 1100lm
Philips Fortimo DLM 2000lm



Intensity(unit:cd)
Fortimo DLM 1100lm $\theta_{av}(\frac{1}{2})$: 65°




LED Surface Mounted Down light

- Halo, Bumper




Bridgelux Vero 10



Halo

LD5501

- Trim : Alum. Die Cast
- Housing : Alum. Extrusion
- Reflector : Angle 10°, 24°, 36°
- Diffuser : Clear Tempered Glass
- Heat Sink : Alum. Extrusion
- LED Power : Citizen 13W
- Version : Bridgelux Vero 10



2201-CZ

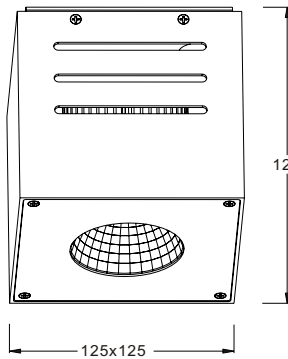
2207-CZ

2202-CZ

10°

24°

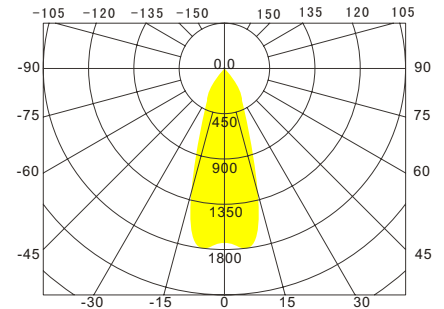
36°



Intensity(unit:cd)

Citizen 13W

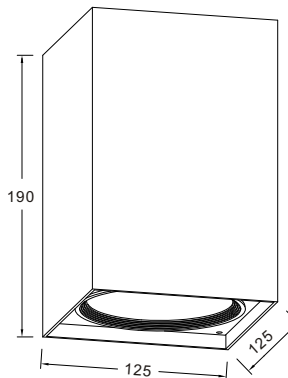
$\theta_{av(1/2)}$: 36°



Bumper

LD404

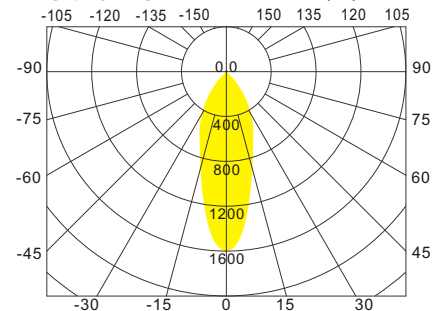
- Trim : Alum. Die Cast
- Housing : Alum. Extrusion
- Reflector : Sand Blasting
- Diffuser : Clear Tempered Glass
- Heat Sink : Alum. Extrusion
- LED Power : Citizen 13W
- Version : Bridgelux Vero 10



Intensity(unit:cd)

Citizen 13W

$\theta_{av(1/2)}$: 35°



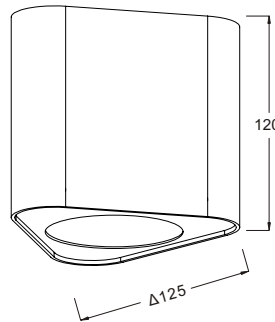
LED Surface Mounted Down light

- Auro, Musk, Basin



LD503

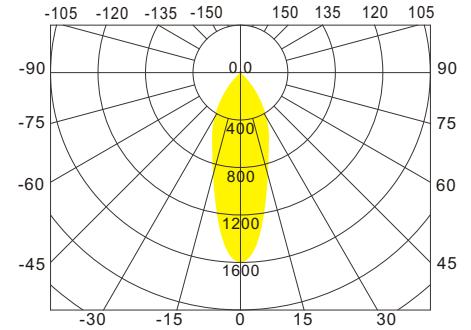
Body : Alum. Extrusion
Reflector : Sand Blasted
Diffuser : Clear Tempered Glass
Heat Sink : Alum. Extrusion
LED Power : Citizen 13W
Version : Bridgelux Vero 10



Intensity(unit:cd)

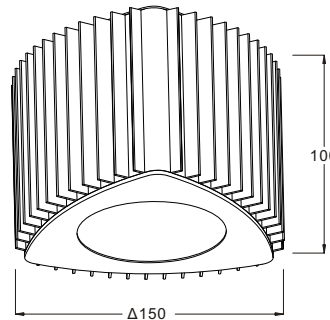
Citizen 13W

$\theta_{av(1/2)}$: 35°



LD6018

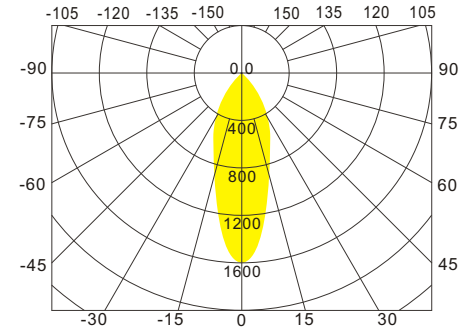
Frame : Steel
Housing : Alum. Extrusion
Heat Sink : Alum. Extrusion
LED Power : Citizen 13W
Version : Bridgelux Vero 10



Intensity(unit:cd)

Citizen 13W

$\theta_{av(1/2)}$: 35°



LD6018 - SW

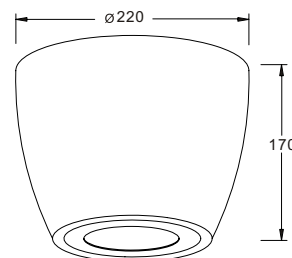


Musk Suspension Version



LD4611

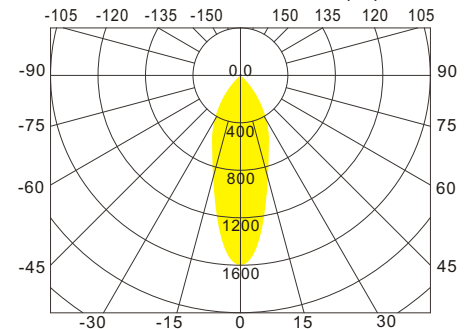
Trim : Alum. Die Cast
Gimbal : Alum. Die Cast
Housing : Alum. Spinning
Heat Sink : Alum. Extrusion
LED Power: Citizen 13W
Version : Bridgelux Vero 10



Intensity(unit:cd)

Citizen 13W

$\theta_{av(1/2)}$: 35°



Osram COIN light 111

